

■ **Note:** When specifying/ordering grates, refer to “Choosing the proper inlet grate” on pages 117-118.
 For a complete listing of FREE OPEN AREAS and WEIR PERIMETERS of all NEENAH grates, refer to pages 306-311.

R-4990 Airport, Port & Heavy Industrial Series Bolted Trench for Extra Heavy Duty Applications

These trench drains are capable of supporting the heavy wheel loads of today's commercial environments. For larger trench widths or greater loading requirements, please contact our Product Engineering Department.

Grates are bolted to gray iron frames.

For Alternate Frame options, please see the R-4993 and R-4994 Series Trench found on pages 269.

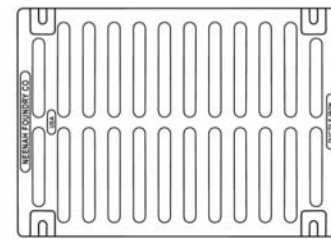
Suitable for aircraft loading per AC150/5320-6D.

Catalog No.	A	B	C	Grate Matl.
R-4990-AA	8	2	6	Gray Iron
R-4990-BA	10	2	8	Gray Iron
R-4990-CA	12	2	10	Ductile Iron
R-4990-DA * **	14	2	12	Ductile Iron
R-4990-EA *	17	2	15	Ductile Iron
R-4990-FA *	20	2	18	Ductile Iron
R-4990-HA *	26	2	24	Ductile Iron
R-4990-KA2 *	34	2	31	Ductile Iron
R-4990-OA *	51	2	48	Ductile Iron

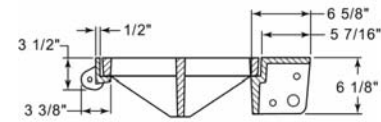
* Type D solid cover available.

** Type C grate available.

Ductile Iron furnished in Grade 80-55-06.



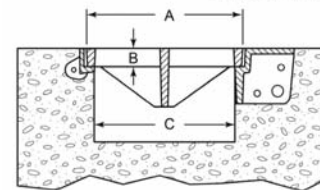
TYPE "A"
 GRATE OPENINGS



STANDARD
 TYPE X
 FRAME

ALTERNATE
 R-4993 TYPE T
 FRAME SHOWN

R-4994 TYPE S FRAME
 ALSO AVAILABLE



R-4999 Vaned Type L Series Bolted Transverse Drainage Structure

Heavy Duty

This trench grate series represents Neenah's best hydraulic performance.

Catalog No.	A	B	C
R-4999-L2 ***	12	1 1/2	10
R-4999-L3 *	14	1 1/2	12
R-4999-L6 **	23 7/8	2	21 7/8
R-4999-L7 *	26 5/8	2	24 5/8
R-4999-L9 ***	29 3/4	2 1/2	26 3/4

* Furnished in 24" sections

** Furnished in 12" or 24" sections

*** Furnished in 18" or 36" sections

Type "L" vane shaped grates have the ability to remove significant amounts of sheet flow from streets, parking lots and industrial lots.

For detailed hydraulic information, visit our website at www.neenahfoundry.com and select "Hydraulic Calculator" or contact Neenah Product Engineering.

